



# Soccer Referees Orientation

Saturday, October 25, 2025

2:30 pm to 4:30 pm

Boca Raton Community Center

# Meeting Agenda

- Introductions and the SABR Organization
- SABR Web Site – Referee Section
- Certification, Recertification, and Payment
- Futures Referees
- Attributes of a SABR Referee
- Discipline Chart and Report Writing
- Concussion Protocol



# Meeting Agenda (cont'd.)

- SABR Non-FIFA Rules
- FIFA Recent Key Rule Changes
- Build Out Line
- Lessons Learned Last Year
- Referee Mentoring
- Game Assigning Procedures
- Jamboree Assignments and Plans

# Introductions and Key Referee Contacts

## Bruce Spidell/SABR Director of Referees

- 561-350-4148
- [referees@sabrsoccer.net](mailto:referees@sabrsoccer.net)

## Brian Behrmann/SABR Recreational Game Assignor

- 561-504-5862
- [briansabr@aol.com](mailto:briansabr@aol.com)

## Lou Hecht / Team Boca Travel Games Assignor

- 954-557-8021
- [lou.hecht@aol.com](mailto:lou.hecht@aol.com)




# SABR Web Site – Referee Section

- 2026 Recertification Classes
  - Online, must be completed by end of December to referee after January 1
- W-9 Tax Forms and Payments
- Registration and Game Assigning Process
  - [www.sabrsoccer.net](http://www.sabrsoccer.net)
- Duties
- Safety
- Tom Cherubin Cup Playoff Rules
- Referee Resource Hub

# SABR Web Site – Referee Resources

https://sabsoccer.net/referees/#letter



**Referees**  
[Home](#) / [Referees](#)

[Forms](#) [Laws of the Game](#) [Game Assignments](#) [Contact](#) [Become a Referee](#)

## Resources

### Referee Resource Hub

- [Recreational Games Assignments](#)
- [Laws of the Game FIFA](#)
- [USSF Referee Abuse](#)
- [Laws of the Game SABR Modifications](#)
- [17 Laws Of Soccer \(Abridged Version\)](#)
- [FIFA "Considerations"](#)
- [USSF Referee Report](#)
- [Florida Soccer Referees](#)
- [U.S. Soccer Learning Center](#)
- [Perfecting assistant referee signals \(Video\)](#)
- [Refs Need Love Too](#)



# 2026 Recertification is on-line

- 2026 Referee Recertification is now open, and everything is online.

Here is a link for more guidance from FSR on how to recertify:

<https://www.flsoccerrefs.org/annual-recertification/>

- Don't delay your 2026 re-certification. You will need to complete all of the online videos along with the testing requirements by December to be **eligible to officiate January 1, 2026**.
- The course you need is either:
  - “Entry USSF Referee – Never been a USSF Referee Before” or
  - “Existing USSF Referee/ Emeritus referee wishing to recertify”

# SABR Referee Payment Schedule

## 2025-2026 Season

### Recreational League

Age Group	Referee	Assistant Referee
U9, U10	\$37	\$23
U11, U12	\$46	\$31
U15	\$67	\$41
U19	\$70	\$43



# Referee Payment Process

- If you are new or if your address has changed, you **must** fill out the IRS W-9 form and return it to:

**Mr. Robert Rollins**

**The Beacon Group, Inc.**

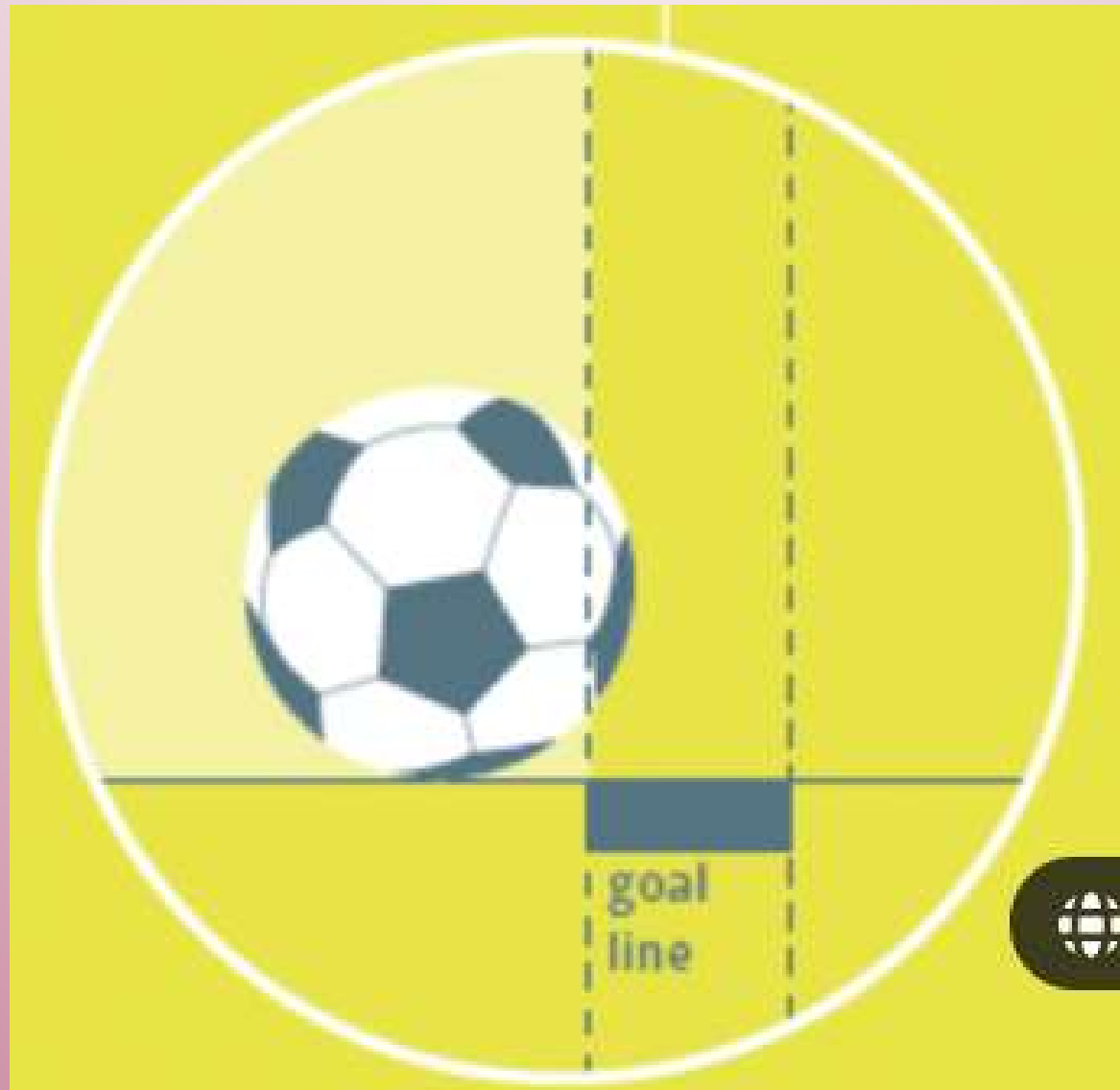
**6001 Broken Sound Parkway NW, Suite 500**

**Boca Raton, FL 33487**

**[rrollins@beacongroupinc.com](mailto:rrollins@beacongroupinc.com) 561-289-5224**

- You will get a direct deposit via Melio approximately every two weeks
- You will receive an IRS Form 1099 form for your 2025 tax filing if you earned over \$600 – likewise for your earnings after January 1, in early 2027

# What is your call???





# What is your call???



**Prize Time!!!**



# Futures Referees

- New program for SABR developed by FSR
- Allows 11- to 13-year-olds to be apprentices
- ARs for regular season U9 and U10 games
- They will be guided by:
  - Mentor watching from the sideline
  - ***You, the center referee***

# Attributes of a SABR Referee

- Attendance
- Laws of the Game
- Pre- and Post-Game Meetings
- Preparedness
- Attire
- Time Management



# Attendance

- Arrive 30 minutes early before each game
- If a referee does not show up, then please follow these procedures:
  - Try to contact Mr. Brian Behrmann
  - If you cannot contact Mr. Behrmann or if he does not have a substitute available, you should see if there is another licensed referee in the area who can act as a linesman.
  - Unless that referee just finished a game at the same level, you should still try to contact Mr. Behrmann before having that person step in.
  - Any tardiness should be reported to Mr. Behrmann
  - If you cannot find a suitable linesman, then you can use a “club linesman” if the coaches agree. A club linesman may NOT be paid.
  - A club linesman may only point the flag when a ball leaves the field of play; he may NOT call offside.
  - If the scheduled linesman shows up after the game has started, they may take over for the “club linesman” with the referee’s permission.

# Laws of the Game

- Referees must understand and enforce all 17 Laws of the Game and remain impartial
- Inform the assignor at the start of the season if you have a relative on a team to avoid conflicts of interest
- Be consistent in calling fouls based on the level of contact
- If the game becomes overly physical, call fouls and issue cards as needed to regain control
- Apply “Law 18” (commonsense), adjusting calls based on the players’ age and skill level



# Pre- and Post-Game Meetings

- Referee teams should meet before each game to discuss roles, responsibilities, and communication methods (e.g., eye contact before signaling throw-ins)
- At the end of each game, the team should meet briefly to review issues, successes, and areas for improvement
- ***Final score should be verified within the Referee Team, then with both coaches***
- Any significant concerns should be shared with the Director of Referees for team learning

# Preparedness

- **Head Referee (Center Referee)**
  - Coin for starting game
  - Working whistle
  - Watch or stopwatch (DO NOT use your cell phone)
  - Game report and pen or pencil
  - Your red and yellow cards
  - Flags
- **Assistant Referee (Linesman)**
  - Flags
  - **Have all items listed above for Head Referee in the event you need to step in if the head referee does not show.**



# Attire

- Wearing the proper **Referee Uniform**
  - Yellow shirt
  - Black shorts
  - Long black socks with two stripes above the ankle
  - Due to the Florida sun, we allow **black hats**
- **Shirt must be tucked in and socks have to be pulled up** for the entire duration of the game.
- We discourage excess jewelry on referees
- We need to **set an example** for the coaches and players



These are the  
required **YELLOW**  
uniforms for  
recreational games

- Recreation is  
**YELLOW** only.



Patch for Referees < 18



Uniform for Futures Referees



# Time Management

- **Time management** of the soccer game **IS** the responsibility of the referee
  - **NOT** the coaches...
  - **NOT** the players and...
  - **NOT** the administrators.
- SABR works very hard to schedule as many games as possible to optimize the limited number of soccer fields, thus, it is extremely important that we keep the games on time.
- Unlike professional soccer, please do **NOT** add extra time for injury, weather, etc.
- Blow the whistle at an appropriate opportunity shortly after the allotted time has expired, but **NOT** in the middle of an attack when a player may be about to shoot on goal.
- **BOTTOM LINE: TRY TO KEEP ALL GAMES ON SCHEDULE.**



# Behavior On the Field

- Be decisive in your calls
- Blow your whistle loud and make sure the coaches and players hear you
- Be a teacher to the younger players and explain the fouls/calls (U9/U10)
- Call your fouls with respect to the age group, gender and the type of play
- Be consistent with your calls



# What is your call???



**Prize Time!!!**

# Discipline Chart and Report Writing

SABR revised its Discipline Chart in 2025 and it is found on page 13 of the Handbook, which is on the website

## **DISCIPLINE CHART**

The following chart represents discipline and suspensions for violating the rule of SABR. Anyone involved with these violations will be assessed and punished accordingly. A rules committee reviews each offense and administers judgment.

<b>OFFENSE</b>	<b>MINIMUM</b>	<b>MAXIMUM</b>
<b><i>Player offenses—not against referee</i></b>		
Red card—second caution	1 game	2 games
Red card—denial of obvious goal scoring opportunity (DOGSO)	1 game	2 games
Red card—serious foul play (SPF)	2 games	4 games
Red card—violent conduct (VC)	4 games	8 games
Red card—offensive, insulting or abusive language (OFFINABUS)	3 games	4 games
Red card-other	1 game	4 games
Entering a fight in or action resulting in law enforcement being called	6 games	12 games
Entering the field of play and committing any additional offense	6 games	12 games



# Discipline Chart and Report Writing

<b><i>Non-player offenses—not against referee</i></b>		
Persistent criticism or dissent	1 game	2 games
Leave technical area without permission	1 game	2 games
Enter field without permission	1 game	4 games
Enter ineligible player	1 game	10 games
Removing team from field before game is over	1 game	4 games
Profanity, insult, or foul and abusive language	2 games	4 games
Threatening gestures or language	4 games	8 games
Violent conduct	1 year	LIFETIME
<b><i>Player and non-player offenses—against referee</i></b>		
Non-physical, Level 1	2 games	4 games
Non-physical, Level 2	4 games	8 games
Non-physical, Level 3	6 games	12 games
Non-physical, Level 4	10 games	20 games
Physical, Level 1	3 games	6 games
Physical, Level 2	10 games	20 games
Physical, Level 3	15 games	LIFETIME

# Discipline Chart and Report Writing

- The Discipline Chart is designed for use by the SABR Discipline Committee
- It uses language consistent with the IFAB Laws of the Game, found at [www.theifab.com/laws-of-the-game-documents/](http://www.theifab.com/laws-of-the-game-documents/)
- The sanctions (not against referee) are consistent with those outlined by FYSA at [www.fysa.com](http://www.fysa.com)
- The sanctions against referee are consistent with the guidelines put forth by USSF, found at [cdn.sanity.io/files/oyf3dba6/production/2e5c0d1a6efba6244230e5f42670be43018dd00e.pdf](http://cdn.sanity.io/files/oyf3dba6/production/2e5c0d1a6efba6244230e5f42670be43018dd00e.pdf)




# Discipline Chart and Report Writing

- Referee reports are generally not required for recreational games, but are needed in the following situations, per USSF:
  - Sending-off offenses were committed, i.e., a red card was issued to a player or coach
  - Serious injury was suffered by a participant
  - Spectator issues
  - Field issues
  - Game delays
  - Abuse or assault (verbal and/or physical) directed at any members of the referee team

# Discipline Chart and Report Writing

You may use the USSF Referee Report (page 1 of 8 below--link can be found at SABR website), but it is not required

U.S. Soccer Federation Referee Program  
Referee Report



Complete and submit this form to the appropriate competition authorities (e.g., local league, tournament director, cup coordinator, etc.) as directed. If needed, and in addition to the U.S. Soccer Referee Report, the U.S. Soccer Supplemental Referee Report can be used for instances of referee assault, referee abuse, dismissal of team officials, sending-off offenses, serious injuries, game abandonment or other substantial occurrences.

Home Team: \_\_\_\_\_

Score: \_\_\_\_\_

Away Team: \_\_\_\_\_

Score: \_\_\_\_\_

Association/League: \_\_\_\_\_

Division/Age Group: \_\_\_\_\_

Game Number: \_\_\_\_\_

Game Date: \_\_\_\_\_

Referee: \_\_\_\_\_

Grade: \_\_\_\_\_

Assistant Referee 1: \_\_\_\_\_

Grade: \_\_\_\_\_

Assistant Referee 2: \_\_\_\_\_

Grade: \_\_\_\_\_

Fourth Official: \_\_\_\_\_

Grade: \_\_\_\_\_

Cautions/Yellow Cards:

Name	Pass/ID Number	Team	Misconduct Code

Send Offs/Red Cards:

Name	Pass/ID Number	Team	Misconduct Code

Name: \_\_\_\_\_

Date: \_\_\_\_\_

USSF ID Number: \_\_\_\_\_

Phone Number: \_\_\_\_\_

Email Address: \_\_\_\_\_



# Discipline Chart and Report Writing

As outlined in the USSF Form, your report should contain the following elements:

- Game and referee information
- Description of sending-off offense (time, location on field, etc.)
- ***Use LOTG language*** as listed on page 6 of the USSF Referee Form:
  - Serious Foul Play (SFP)
  - Violent conduct (VC)
  - Spitting at or biting an opponent or any other person (SB)
  - Denying a goal or an obvious goal-scoring opportunity (DOGSO)
  - Using offensive, insulting, or abusive language and/or gestures (AL)
  - Receiving a second caution in the same match (2CT)

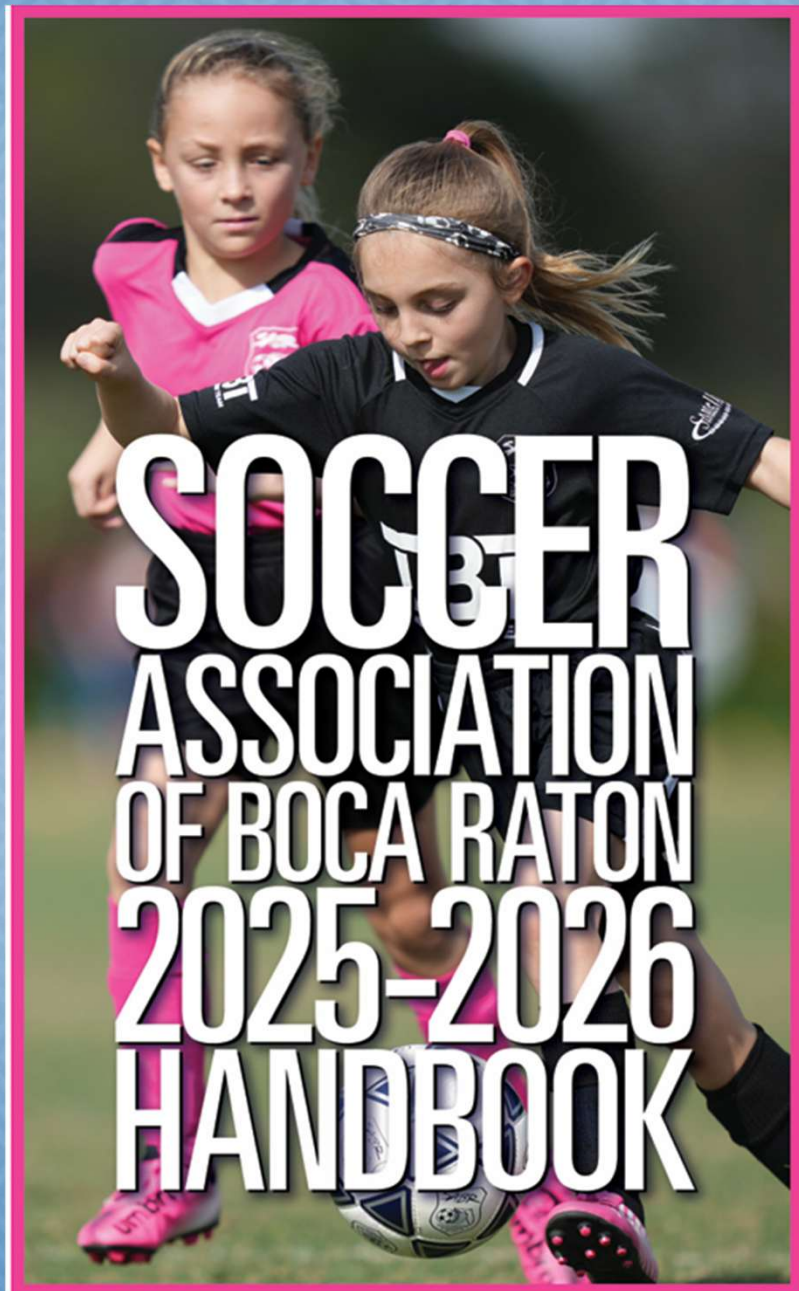
# Concussion Protocol

SABR clarified its Concussion Protocol in 2025 and it is found on page 14 of the Handbook

- If a referee suspects a concussion or head injury, they will immediately stop play and remove the player from the field
- The coach will evaluate the player on the sideline to determine if there is any indication of head trauma (e.g., collision, fall, impact with ball).
- If there is no evidence of head trauma or concussion symptoms, the coach may request to return the player to the game.
- ***The referee has final authority to allow or deny the player's return to the field during that game***
- ***Referees must report all in-game concussion-related removals to the Director of Referees***



# SABR Non-FIFA Rules



- Many are covered in your SABR Handbook
- Read the Handbook and print pages from the SABR website
- A PDF copy of the handbook can be found on the home page of the SABR web site

# SABR Non-FIFA Rules--Length of Games, Size of Ball, Offside, and Free Kicks

Description	U9 & U10	U11 & U12	U15	U19
Ball Size	4	4	5	5
Max No. Players	7	9	11	11
Min. No. Players	5	6	7	7
Length of Halves	25 Minutes	30 Minutes	35 Minutes	40 Minutes
Free Kicks	Indirect & Direct	Indirect & Direct	Indirect & Direct	Indirect & Direct
Opponents Distance on Free Kicks	6 Yards	10 Yards	10 Yards	10 Yards
Penalty Kicks	Yes	Yes	Yes	Yes
Referee Explains Foul to Player	Yes	No	No	No
Retake Throw Ins (1)	Only U9's	No	No	No
Offside	Yes (BOL)	Yes	Yes	Yes
Heading the ball	No	No (Yes U12)	Yes	Yes
Build-Out Line	Yes	No	No	No

***In addition, the new FIFA 8-second rule will NOT be applied to U9 and U10***



# SABR Non-FIFA Rules

## Substitutes



- A team CAN substitute on any throw-in as long as the team doing the throw-in is also doing a substitution. In other words, the team doing the throw-in may always ask permission to substitute, while the team not doing the throw-in may only ask permission to substitute if the other team is doing so.
- BOTH TEAMS may substitute:
  - On either team's goal kick,
  - After a goal,
  - After a half,
  - After you stop the game due to injury,
  - Water breaks,
  - After the regular time of the game has expired if an overtime period is provided.

# SABR Non-FIFA Rules

## Substitutes

- All coaches must advise you before substituting during the above situations
- Be sure that the substitutes are standing near the center line before you allow them enter the field
- Be sure that the players leave the field before the substitutes enter the field
- Be sure each team has the correct number of players before restarting the game
  - Assistant referees should help make sure the number of players is correct and wave their flag if play restarts and one team has too many players.



# SABR Non-FIFA Rules

## Water Breaks

- Water breaks are REQUIRED
- Approximately mid-way through each half
- No more then 1-2 minutes to allow players to get a drink
- Game clock is NOT stopped
- Substitutions are allowed

# SABR Non-FIFA Rules

## Water Breaks

- Players are supposed to stay on the field of play
- Encourage players to get back on the field after 1-2 minutes have passed
- If a team is delaying the game during a water break, you may:
  - Politely warn the coaches
  - Give the coach a yellow card after the first warning



# SABR Non-FIFA Rules

## Coach Attire

- Coaches and assistant coaches are supposed to wear an official SABR coach shirt (white) unless they are also an administrator and are wearing their blue shirt.
  - Use discretion if there seems to be a valid reason why the coach is not wearing an official shirt.

# SABR Non-FIFA Rules Injuries



- Both teams may substitute following an injury.
- Only coaches and assistant coaches are allowed to attend to an injured player on the field after they are called in by the referee.
  - Discourage coaches and parents from entering the field without your permission but use discretion in your sanctions if they run onto the field after their player/child is injured.
- If a coach comes on the field, with or without your invitation, the player, unless it is the goalkeeper, **MUST** be substituted



# SABR Non-FIFA Rules

## Injuries, Continued



- If a player is injured and cannot return, e-mail the Director of Referees:
  - Date
  - Team Gender, Age Group and Team Name (e.g., GU15 Revolution)
  - First and Last Name of the Player
  - Nature of the Injury

# SABR Non-FIFA Rules

## Yellow Cards

- When a player is issued a **YELLOW CARD** the player must be substituted to allow for a “cool down” period
- Player may re-enter game at the next opportunity the team can substitute





# Red Cards

- If you issue a **RED CARD**, be sure to report the incident via e-mail to **your Assignor and the Director of referees.**
- A **red card** can be issued for one of two reasons:
  - Straight red card for serious foul play, violent conduct, etc.
  - Participant receives two yellow cards in one game
- Include in your report the following information:
  - Date
  - Team Gender, Age Group and Team Name (e.g., GU15 Revolution)
  - First and Last Name of the Player or Coach
  - Nature of the Misconduct leading to the Red Card
- Also, note if a spectator was instructed to leave the field.



# Keep Up with Game

- Use your diagonals to maximize your view of the field of play
- Limit your walking to when the ball is out of play
  - This includes U9 and U10 age groups
- Know your limitations
- Be consistent with your calls
- Can only be consistent if you are in a proper position to make the calls



# What is your call???



**Prize Time!!!**



# Deliberately Handling the Ball

- Handling the Ball Deliberately generally means using your hand or arm to deflect a ball intentionally
- Player could have avoided the touch, but chose not to do so
- An accidental event that creates an advantage is not considered a deliberate hand ball
- Need to judge the INTENT of the player
- Making yourself “bigger” DOES constitute intent, even if the player didn’t “mean to” use their arm

# Deliberately Handling the Ball

## Summary of new guidance from IFAB:

### Handball

**A less-is-more approach to handball** will be maintained, recognising that not every instance of contact between a player's hand or arm and the ball constitutes an offence.

The focus remains on letting the game flow while penalising only those handball situations that clearly meet the criteria for an offence.

No handball offence mitigating factors:

- Justifiable position/action
- Supportive arm
- Player plays ball onto own arm
- Clear change of trajectory when touched by the same player
- Played by a teammate
- Proximity

Handball offence considerations:

- Deliberate movement of arm to the ball
- Clear additional arm movement to the ball after it has hit another body part
- Arm makes body bigger as a result of being in an unjustifiable position



# Other Considerations

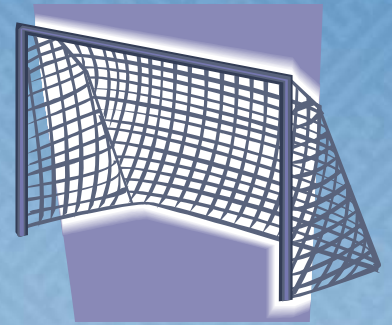
- No Jewelry – PERIOD!
  - Except medical bracelets that must be taped
  - Include hair ties around the wrist and **NEW EARRINGS**
  - Earrings cannot be covered by band-aids on earlobes
  - If you do not enforce the “no jewelry” rule, it makes it harder for the referee next week to do so.
- Slide tackles are allowed in youth games if properly executed

# Other Considerations

- Be sure to **enforce the Technical Area** with the coaches at the beginning—use cones to define the area
  - 10 yards on either side of the centerline
  - 1 yard behind the touch line
  - Give warnings for first infraction, then greater discipline
- Ask the coaches or SABR Administrators to ask their **spectators to sit on the opposite side of the field**
- **DO NOT** engage with the spectators
- Ask the coaches or SABR Administrators to help you manage the spectators
  - Stop the match until the coaches deal with their team's parents



# Safety



## Goals

- ALL GOALS must be **properly secured** prior to beginning any game – this include those not on the field of play
- If goals are not **properly secured**, advise the Coaches/Division Representatives
- Coaches are responsible for moving the goals – you just need to make sure they are lined up **properly and secured**

# Safety



## Lightning

- Most fields have **lighting detectors**
  - When you hear the detector sound, have everyone get off the field
  - Safe to return when you hear 3 short blasts
- Use the **“30-30 Rule”** and **Common Sense**
  - If you see lighting, check your watch
  - If thunder occurs before 30 seconds, you need to have everyone get off the field and into a sheltered area
  - Wait 30 minutes following the same 30 second rule before allowing players coaches and spectators back onto the field

**NOTE: LIGHTING DETECTORS HAVE BEEN KNOWN TO FAIL – IF IN DOUBT REFER TO NO. 2**



# Referees Need to Set the Tone for the Entire Season

- **CONSISTENTLY** enforce the “Rules of the Game”, “Non-FIFA Rules”, and “Other Considerations”
- Establish a positive, professional relationship with the coaches, players and spectators
- We want them to be our advocates, not our adversaries
- Be decisive and blow your whistle loud so everyone can hear it
- Keep up with the pace of the game
- Have fun and let the **players play!**

# What's wrong with this picture???





**Prize Time!!!**

# RECENT FIFA RULE CHANGES ADOPTED BY SABR

This is NOT an exhaustive list, since many of the changes have little or no relevance to recreational games and/or are very obscure. See <https://www.theifab.com/law-changes/latest/> for more information.

- Goal Kick – The ball does not have to leave the penalty area before being played.
  - Many coaches do not know about this change that was implemented several years ago!
- The ball is in play once it is kicked and moves.
  - Kickoffs may go backwards.



# RECENT FIFA RULE CHANGES ADOPTED BY SABR, CONT...

- Free Kicks – To stop interference with walls at free kicks, **attacking players will have to be at least one meter away from the wall.**
- Handballs – Handballs in goal-scoring situations will no longer have to be deliberate. **A goal scored directly from the hand/arm (even if accidental) is no longer allowed; however, if an accidental handball results in a goal scoring opportunity for a teammate, there is no offense.**

# RECENT FIFA RULE CHANGES ADOPTED BY SABR, CONT...

- Penalty Kicks – Clarification that the GK must not behave in a manner that fails to show respect for the game and the opponent, i.e., by **unfairly distracting** the kicker
- Penalty Kicks – When the ball is kicked, the GK must have at least part of one foot touching, in line with, or behind, the goal line.
  - The 'spirit' of the Law requires the GK to have both feet on/above the line until the moment when the kick is taken, i.e., the GK may not stand behind (or in front of) the goal line.



# RECENT FIFA RULE CHANGES ADOPTED BY SABR, CONT...

- Referee Interference – The ball will now be deemed to be **out of play** if it touches the referee at the start of promising attack, goes directly into the net, or results in a change of possession. Restart is a dropped ball.
- Dropped Balls – **Dropped balls will be uncontested.** It will be dropped for only one player and all other players must remain at least 4 meters or 4.5 yards away.
  - If play is stopped with the ball inside the penalty area, the restart will be a dropped a ball to the **goalkeeper**.
  - If play is stopped outside the penalty area, the dropped ball will go to the team that had (***or would likely have gained***) possession, from the position when play was stopped (2025/6).

# RECENT FIFA RULE CHANGES ADOPTED BY SABR, CONT...

- Dropped Balls – All players of either side, other than the designated player must be 4 meters (**4.4 yds**) away from the ball until it touches the ground. The ball becomes in play as soon as it touches the ground. No player may touch the ball until it has touched the ground.
- Dropped Balls – **A goal may not be scored from a dropped ball until it has been touched by two different players. A dropped ball is the only restart which allows the first player who touched the ball to touch it a second time without penalty.**

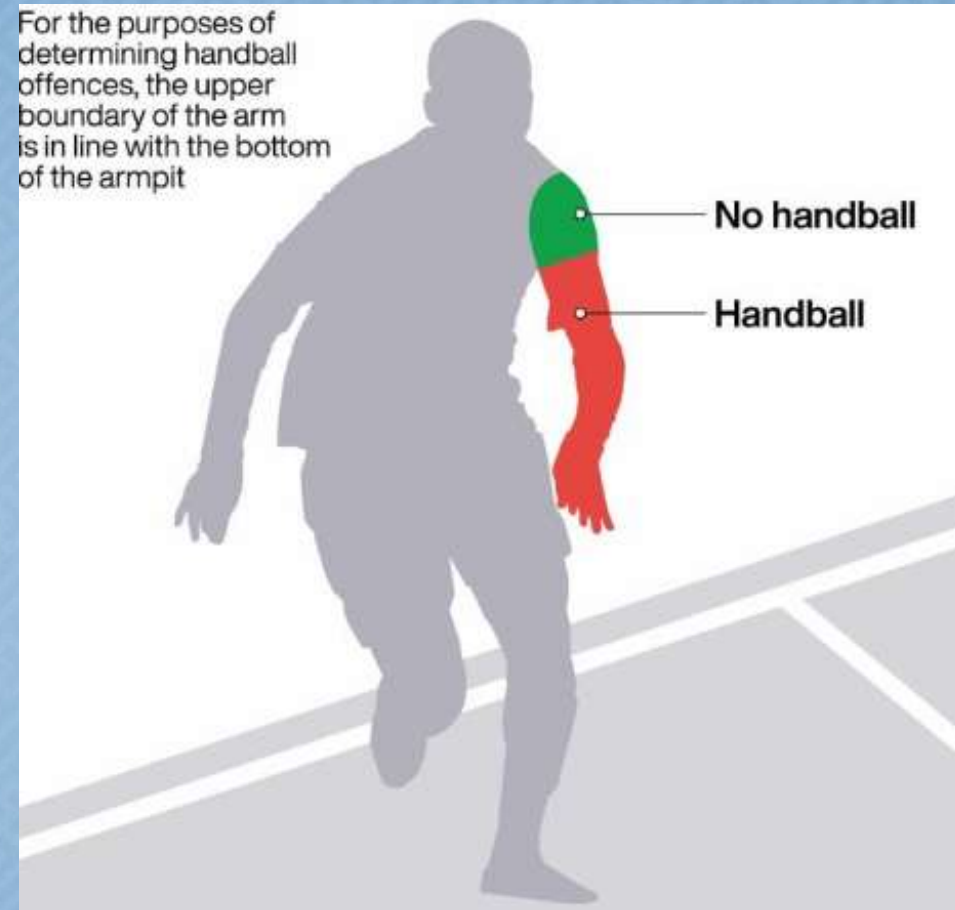


# RECENT FIFA RULE CHANGES ADOPTED BY SABR, CONT...

- Yellow and Red Cards for Coaches – Referees may caution or send off not only players, substitutes, and substituted players, but **also coaches**, to hold them accountable for their language and actions. If the offending individual in the technical area cannot be identified, the senior coach will be carded.
  - “Warning, Caution (YC) and Send-off (RC)”
- Coin Toss – Team winning the coin toss elects to take the kickoff **or** a specific side of the field.
- Substitutions – Players should leave the field of play at the nearest field line unless advised by the referee.

# RECENT FIFA RULE CHANGES ADOPTED BY SABR, CONT...

- The **shoulder is not part of the arm for handball**; it is therefore a part of the body with which a goal can be legitimately scored and so must be considered when judging offside.
- It is emphasized that **not every contact between the hand/arm and the ball is a handball offense.**





# RECENT FIFA RULE CHANGES ADOPTED BY SABR, CONT...

## Most significant changes for 2025-6

- Law 12 – Fouls and Misconduct and Law 5 – The Referee – 8-second GK control
- Law 8 – Start/Restart – Dropped Ball

## Sources

- <https://www.theifab.com/law-changes/latest/>
- <https://www.ussoccer.com/laws-of-the-game-changes>
- <https://www.efl.com/news/2025/july/31/what-to-expect-from-match-officials-in-2025-26-/>

# RECENT FIFA RULE CHANGES ADOPTED BY SABR, CONT...

## 8-Second GK Control



### 8-Seconds Change - Reasoning

- Around the world, goalkeepers are holding the ball longer without intervention from referees
- Especially when their team is winning, goalkeepers often delay restarting play - specifically by collecting the ball differently at the end of the match than they did at the beginning
- This change in the LOTG is designed to reduce time wasting by the goalkeeper, promote continuous play, and enhance the overall experience for spectators



# RECENT FIFA RULE CHANGES ADOPTED BY SABR, CONT...

## 8-Second GK Control

- A corner kick is awarded if a GK, inside their penalty area, controls the ball with the hand(s)/arm(s) for more than eight seconds before releasing it...
- The referee will decide when the GK has control of the ball, and the eight seconds begin and will visually count down the last five seconds with a raised hand...
- The 8-second rule will **NOT** be implemented for U9 and U10.

# RECENT FIFA RULE CHANGES ADOPTED BY SABR, CONT...

## 8-Second GK Control

### Countdown Process

- Once the goalkeeper has clear control, the visual countdown begins after the initial 3-seconds
  - Referees should use this time to get into position
- For the final 5-seconds, referees will perform a visual countdown with their arm raised above their head
  - To be seen visually, after showing the five fingers lower the arm, then change to 4 fingers, repeat until the 5 seconds is complete or the ball is in play





# RECENT FIFA RULE CHANGES ADOPTED BY SABR, CONT...

## Dropped Ball



# What is your call???





**Prize Time!!!**

# Build out line (U9/U10)

- The build out line (BOL) is a special rule developed by US Soccer and adopted by SABR for U9 & U10 and serves 2 main purposes.
  - It promotes playing the ball out of the back in a less pressured setting by requiring the attacking team to stay behind the line while the GK first handles the ball.
  - It denotes where offside offenses may be called; previously, there was not offside for U9 & U10 but now it can be called, but not between the halfway line and BOL.





# Build out line, Continued

- Build out lines should be equidistant between the penalty area line and halfway line.
- When GK has the ball in his/her hand during play from the opponent, the opposing team must move behind the build out line until the ball is put into play. Then GK can pass, throw or roll the ball into play (Punts and drop kicks are not allowed).
- After the ball is put into play by GK, the opposing team can cross the build out line and play resumes as normal.
- The opposing team must also be behind the build out line during a goal kick until the ball is put into play.

# Build out line, Continued

- If GK punts or drop kicks, an IFK should be awarded to the opposing team from the spot or the goal area line parallel to the goal line near the spot.
- Ideally, the GK will wait to put the ball into play once all opponents are past the build out line.
  - The GK has the right to release the ball early if they so choose (or forget). Allow play to continue unless an opponent purposely crossed the build out line as the GK was about to release the ball.



# Build out line, Continued

- To support the intent of the development rule, coaches and referees should be mindful of any intentional delays by opponents not retreating.
- Referees should be flexible when enforcing the 6 second rule where counting should begin when all opponents are behind the build out line.

# What is your call???





**Prize Time!!!**

# Lessons Learned Last Year

- Know age-specific SABR rules
  - Enforce them as written, e.g., no throw-in do-overs for > U9
  - No extra time for water breaks
- Explain calls to younger players and coach
  - E.g., wall for indirect kick after pass-back to GK
  - BOL -- shoo players back
  - GK -- don't pick ball back up
- All 3 referees must keep score and verify after game
  - Save the score in your records until the end of the season



# Lessons Learned Last Year

- Yellow and Red cards OK when needed
- Extra time, but not too much
- No two-whistle (forbidden by USSF)
- Jewelry and tape
- Don't get emotional; remain professional
- Penalty spot halfway between goal area and penalty area lines if not marked
- Remind players if 1-yd. corner arc not drawn

# Lessons Learned Last Year

- Pregame and postgame meetings, even if brief
- Review calls as a team when in doubt
- Instruct coaches to:
  - Put extra balls away at gametime
  - Have subs sitting in technical area, not passing balls
- Enforce technical area
- Substitutes ready at center line
- Protect GKs; err on the side of safety
- Wait for a convenient break in play for water breaks



# Referee of the year Awards 2024-5



Thanks, to the awards sponsor Vince

# What is your call???





**Prize Time!!!**

# SABR Soccer Season

- Starts with the Jamboree – November 1 assignments today
- Regular Season Games – Fri., November 7
- Playoffs begin Monday, February 9
- Tom Cup – Saturday, February 28
- All-Star Games – March 7 and 8



# Game Assigning – Brian Behrmann

<https://sabr.soccerref.net/>